

# Games


Skittles is a game that children of all ages can enjoy playing and its really simple to make a skittles set.





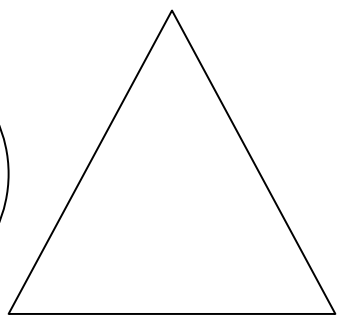
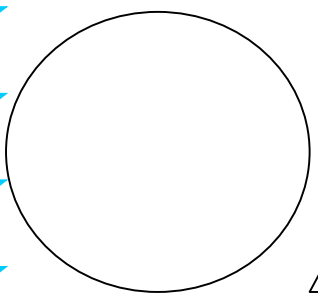




What you need

- ❖ 10 empty plastic drinks bottles
- ❖ Old clean tights
- ❖ Newspaper
- ❖ Elastic bands
- ❖ Poster/Acrylic paint and stickers
- ❖ Scissors

Cut a 30cm length off the tights from the toe end and stuff with crunched up newspaper to make a ball sized shape. Close the end over with an elastic band and fold the spare material back over the ball secure with more elastic bands.

Now paint the plastic bottles and decorate them with the paints and stickers. When dry, set the skittles up in a triangle shape and get the children to take turns in knocking them down.





Childs Name: \_\_\_\_\_

Colour in the shapes above in the colour they are in the boxes below. Then count how many there are of each shape and write it in the boxes below.

